

2015 Royalty Interest for Cheryl Nash
Net Income

Company:	NCRA/CHS	Plains	MV Purchasing	Merit Energy	Samson
15-Jan	0	73.61	0	0	0
15-Feb	0	0	261.39	0	0
15-Mar	0	93.33	174.25	0	106.03
15-Apr	0	0	397.31	0	109.52
15-May	261.88	113.94	136.96	101.36	111.47
15-Jun	77.27	126.45	150.69	0	0
15-Jul	0	0	110.69	6.36	37.6
15-Aug	56.92	105.45	249.55		0
15-Sep		88.57	102.76		0
15-Oct	56.28	0	152.86		0
15-Nov		183.66	0		0
15-Dec			0		0
Net	\$452.35	1015.73	1736.48	107.72	364.62
Gross	452.99	1017.82	1800.43	139.22	463.74

	American Warrior	Pickrel Drilling	Benchmark	Red Cedar
15-Jan	0	0	0	0
15-Feb	0	0	0	0
15-Mar	0	0	0	0
15-Apr	55.77	0	77.2	0
15-May	0	0	0	0
15-Jun	16.41	0	0	0
15-Jul	0	0	98.51	261.61
15-Aug	0	0	0	0
15-Sep	67.73	0	0	0
15-Oct	0	14.94	0	0
15-Nov	0	0	81.24	0
15-Dec	0	0	0	0
Net	139.76	14.94	256.95	261.61
Gross	141.71	15.02	269.16	

Samson Resources Company
Two West Second Street
TULSA, OK 74103

PSRT T102 B1*****AUTO**ALL FOR AADC 670
CHERYL NASH
PO BOX 8747
PRATT, KS 67124-8747

29610



CORRECTED (if checked)

PAYER'S name, street address, city or town, province or state, country, ZIP or foreign postal code, and telephone no. Samson Resources Company Two West Second Street TULSA, OK 74103 OR0010 (800) 735-2830		1 Rents \$	2 Royalties \$ 463.74	OMB No. 1545-0115 2015 Form 1099-MISC Miscellaneous Income
PAYER'S federal identification number RECIPIENT'S identification number RECIPIENT'S name CHERYL NASH PO BOX 8747 PRATT, KS 67124-8747		3 Other income \$	4 Federal income tax withheld \$ 41.24	
Account number (from bank or other institution) FATCA filing requirement <input type="checkbox"/>		5 Fishing boat proceeds \$	6 Medical & health care payments \$	Copy B - For Recipient This is important tax information and is being furnished to the Internal Revenue Service. If you are required to file a return, a negligence penalty or other sanction may be imposed on you if this income is taxable and the IRS determines that it has not been reported.
Form 1099-MISC (keep for your records)		7 Nonemployee compensation \$	8 Substitute payments in lieu of dividends or interest \$	
		9 Payer made direct sales of \$5,000 or more of consumer products to a buyer (recipient) for resale <input type="checkbox"/>	10 Crop insurance proceeds \$	11
		11	12	13 Excess golden parachute payments \$
		13	14 Gross proceeds paid to an attorney \$	15a Section 408A deferrals \$
		15a	15b Section 408A income \$	16 State tax withheld \$
		16	17 State/Payer's state no. See Below	18 State income \$

Instructions for Recipient - 1099-MISC (2015)

Recipient's identification number. For your protection, this form may show only the last four digits of your social security number (SSN), individual taxpayer identification number (ITIN), adoption or payer identification number (ATIN), or employer identification number (EIN). However, the issuer has reported your complete identification number to the IRS.

Account number. May show an account or other unique number the payer assigned to distinguish your account.

FATCA filing requirement. If the FATCA filing requirement box is checked, the payer is reporting on this Form 1099 to satisfy its chapter 4 account reporting requirement. You also may have a filing requirement. See the instructions to Form 992.

Amounts shown may be subject to self-employment (SE) tax. If your net income from self-employment is \$400 or more, you must file a return and compute your SE tax on Schedule SE (Form 1040). See Pub. 334 for more information. If no income or social security and Medicare taxes were withheld and you are still receiving these payments, see Form 1040-EZ (or Form 1040-ES/SE/RET). Individuals must report these amounts as explained in the box 7 instructions on this page. Corporations, S-corporations, or partnerships must report the amounts on the proper line of their tax returns.

Form 1099-MISC incorrect? If this form is incorrect or has been issued in error, contact the payer. If you cannot get this form corrected, attach an explanation to your tax return and report your income correctly.

Box 1. Report rents from real estate on Schedule E (Form 1040). However, report rents on Schedule C (Form 1040) if you provided significant services to the tenant, and real estate as a business, or rented personal property as a business.

Box 2. Report royalties from oil, gas, or mineral properties, copyrights, and patents on Schedule E (Form 1040). However, report payments for a working interest as explained in the box 7 instructions. For royalties on timber, coal, and iron ore, see Pub. 544.

Box 3. Generally, report this amount on the "Other income" line of Form 1040 (or Form 1040NR) and identify the payment. The amount shown may be payments received as the beneficiary of a deceased employee, prize, awards, taxable damages, Indian gaming profits, or other taxable income. See Pub. 525. If it is trade or business income, report this amount on Schedule C or F (Form 1040).

Box 4. Shows backup withholding or withholding on Indian gaming profits. Generally, a payer must backup withhold if you did not furnish your taxpayer identification number. See Form W-9 and Pub. 505 for more information. Report this amount on your income tax return as tax withheld.

Box 5. An amount in this box means the fishing boat operator considers you self-employed. Report this amount on Schedule C (Form 1040). See Pub. 334.

Box 6. For individuals, report on Schedule C (Form 1040).

Box 7. Shows nonemployee compensation. If you are in the trade or business of catching fish, box 7 may show cash you received for the sale of fish. If the amount in this box is SE income, report it on Schedule C or F (Form 1040), and complete Schedule SE (Form 1040). You received this form instead of Form W-2 because the payer did not consider you an employee and did not withhold income tax or social security and Medicare tax. If you believe you are an employee and cannot get the payer to correct this form, report the amount from box 7 on Form 1040, line 7 (or Form 1040NR, line 6). You must also complete Form 801D and attach it to your return. If you are not an employee but the amount in this box is not SE income (for example, it is income from a sporadic activity or a hobby), report it on Form 1040, line 21 (or Form 1040NR, line 21).

Box 8. Shows substitute payments in lieu of dividends or tax-exempt interest received by your broker on your behalf as a result of a loan of your securities. Report on the "Other income" line of Form 1040 (or Form 1040NR).

Box 9. If checked, \$5,000 or more of sales of consumer products was paid to you as a buy-sell, deposit-commission, or other basis. A dollar amount does not have to be shown. Generally, report any income from your sale of these products on Schedule C (Form 1040).

Box 10. Report this amount on Schedule F (Form 1040).

Box 13. Shows your total compensation of excess golden parachute payments subject to a 20% excise tax. See the Form 1040 (or Form 1040NR) instructions for where to report.

Box 14. Shows gross proceeds paid to an attorney in connection with legal services. Report only the taxable part as income on your return.

Box 15a. May show current year deferrals as a nonemployee under a nonqualified deferred compensation (NQDC) plan that is subject to the requirements of section 409A, plus any earnings on current and prior year deferrals.

Box 15b. Shows income as a nonemployee under an NQDC plan that does not meet the requirements of section 409A. This amount is also included in box 7 as nonemployee compensation. Any amount included in box 15b that is currently taxable is also included in this box. This income is also subject to a substantial additional tax to be reported on Form 1041 (or Form 1041NR). See "Tobin Tax" in the Form 1040 (or Form 1040NR) instructions.

Boxes 16-18. Shows state or local income tax withheld from the payments.

Future developments. For the latest information about developments related to Form 1099-MISC and its instructions, such as legislation enacted after they were published, go to www.irs.gov/form1099misc.

Box 2: Gross Royalties	\$463.74
Less: Severance Tax	\$67.88
Less: Other Deductions	\$0.00
Net Royalty Interest Proceeds	\$405.86
Box 7: Gross Working Interest	\$0.00
Less: Severance Tax	\$0.00
Less: Other Deductions	\$0.00
Net Working Interest Proceeds	\$0.00
Less: Withholding (Box 4)	\$41.24
Total Net Proceeds	\$364.62

Note: Total Net Proceeds = Net Royalty Proceeds + Net Working Interest Proceeds - Withholding



432 Oklahoma Blvd, Alva OK 73717 - Ph:580-327-4440 - Fax: 580-327-4441

OIL & GAS INFORMATION RELEASE FORM

I Cheryl Nash (the "Owner") authorize

Samson Resources Company, Two West Second Street, Tulsa, OK 74103 (the "Operating Company")
to release all information pertaining to my oil & gas mineral interest, including
revenue statements, production records, unit spacing, decimal interest, well
information and lease terms to MineralMarketing.Com.

Legal Description(s):

South Half (S/2) of Section Two (2) Township Twenty (20) North, Range Ninety-eight (98) West.

Cheryl Nash
Owner's Signature

7/12/16
Date

MineralMarketing.Com
432 Oklahoma Blvd
Alva OK 73717
Office (580) 327-4440
Fax (580)-327-4441
Email: info@mineralmarketing.com

ASSIGNMENT OF OVER-RIDING ROYALTY

WHEREAS, the undersigned Jerry Nash
hereinafter called Assignor (whether one or more), for and in consideration of the sum of Ten and More Dollars (\$10.00) cash in hand paid and other good and valuable considerations, the receipt of which is hereby acknowledged, does hereby grant, bargain, sell, convey, transfer, assign and deliver unto Cheryl Nash
P O Box 8747, Pratt, KS 67124

hereinafter called Assignee (whether one or more) an over-riding royalty in the amount of an undivided .0400000 ORRI interest in and to all of the oil, gas and other minerals in and under and that may be produced from the following described lands situated in Sweetwater County, State of Wyoming, to wit:

South Half (S/2) of Section Two (2) Township Twenty (20) North, Range Ninety-eight (98) West.

during the term of the present valid and subsisting oil & gas lease thereon, free and clear of any and all expenses of any nature whatsoever, except State and Federal Taxes.


Assignor grants Power of Attorney to Assignee to execute any transfer orders required to effectuate the purpose herein.

Assignor warrants they own the interest assigned free and clear of all mortgages, liens and encumbrances.

This Assignment is effective July 1, 2014.

EXECUTED this 23rd day of September, 2014.


'ASSIGNOR'


Jerry Nash

STATE Kansas SS: ACKNOWLEDGMENT FOR INDIVIDUAL
COUNTY Pratt

Before me, the undersigned, a Notary Public, within and for said County and State, on the 23rd day of September, 2014, personally appeared Jerry Nash to me personally known to be the identical person who executed the within and foregoing instrument and acknowledged to me that he executed the same as his free and voluntary act and deed for the uses and purposes therein set forth.

IN WITNESS WHEREOF, I have hereunto set my hand and official seal on the day and year last above written.

My Commission expires 7/2/16 
Notary Public

MALLORY C. STRYKER
Notary Public - State of Kansas
My Appt. Expires 7/2/16

Date: March 13, 2015

DIVISION ORDER

To: Samson (Payor)
Two West Second Street
Tulsa, OK 74103-3103

Effective: Date of Last Settlement

Please refer to the attached "Schedule A" which is an integral part of this Division Order. **DO NOT DETACH!**

This interest formerly credited to 1010098533 - JERRY NASH
in the records of Samson.

The undersigned severally and not jointly certifies it is the legal owner of the interest set out above of all the oil, gas and related liquid hydrocarbons produced from the property described above.

Payor shall be notified, in writing, of any change of ownership, decimal interest, or payment address. All such changes shall be effective the first day of the month following receipt of such notice.

Payor is authorized to withhold payment pending resolution of a title dispute or adverse claim asserted regarding the interest in production claimed herein by the undersigned. The undersigned agrees to indemnify and reimburse Payor any amount attributable to an interest to which the undersigned is not entitled.

Payor may accrue proceeds until the total amount equals \$100.00, or pay annually whichever occurs first, or as required by applicable state statute.

This Division Order does not amend any lease or operating agreement between the undersigned and the lessee or operator or any other contracts for the purchase of oil or gas.

In addition to the terms and conditions of this Division Order, the undersigned and Payor may have certain statutory rights under the laws of the state in which the property is located.

Reference notes:

ASSIGNMENT OF OVER-RIDING ROYALTY FROM JERRY NASH, ASSIGNOR, TO CHERYL NASH, ASSIGNEE,
EFFECTIVE 07/01/2014 RECORDED IN SWEETWATER CO., WY UNDER BK1207/PG6521

Signature of Owner	Owner SSN/TIN	Signature of Add'l Owner	Add'l Owner SSN/TIN
<u><i>Cheryl Nash</i></u>			
Printed Name of Owner: <u>Cheryl Nash</u>	Printed Name of Add'l Owner: _____		
Mailing Address: <u>P.O. Box 8747</u>	<u>Pratt, KS 67124</u>		
Physical Address: _____			
Home #: _____	Cell #: _____	Alternate #: _____	
Email: _____	Fax #: _____		
Please print full company/trust name: _____			

Failure to furnish your Social Security/Tax I.D. number will result in withholding tax in accordance with federal law, and any tax withheld will not be refundable by payor.

*Ret.
3/24/15*

Effective Date: 07/01/2014

Date of Transfer: 03/13/2015

KSCHAFFITZEL

TRANSFEROR

Owner	Owner Name	Owner Decimals
1010098533	JERRY NASH	Int. Shown Below

TRANSFeree

Owner	Owner Name	Alloc. %	TaxID	Address
1010240532	CHERYL NASH	1.00000000	REQUIRED	

Page 2

Property/DOI	Property Name	State	County	Field	Product
Operator	T P Factor				
Legal Description					
101002/00001	FEDERAL #1-2	WY	SWEETWATER		All Products
SAMSON RESOURCES COMPANY None					
LEGAL DESCRIPTION; 2-20N-98W					

Owner Number	Owner Interest	Sequence	Owner Name	Interest Type	Owner Decimals
1010098533	1		JERRY NASH	OR	0.04000000
1010240532	1		CHERYL NASH	OR	0.04000000

API Number 49-037-20304	Well Name FED 1-2
Surface Location 1980 FSL AND 1980 FWL (NE SW)	

Operator
SAMSON RESOURCES COMPANY


Field
DESERT SPRINGS

Section
2

Township/Range
20 NORTH 98 WEST

Latitude
41.73781

Longitude
-108.41938



Lease No. **WYW24103** Permit Approved **12/18/1971** Completion **05/17/1972** Spud **12/18/1971** Approvals/Notice

Target Formation **ALMOND** Total Depth **6579** Plug Back Depth Elevation **6733** Mitigation Plan

Form 2 Formation **ALMOND** Well Class **G** Last Reported Status **PG** Status Date **07/1972** Production Status **SI** Production Status Date **06/2016** Bond Release Date **06/2016** Historical Card File

County **SWEETWATER** Basin **GREATER GREEN RIVER** Prod Oil Bbls **7,562** Prod Gas Mcf **2,717,762** Prod Water Bbls **586** Last Time Produced **05/2016** First Produced **07/1972** Last Form 2 **06/2016** Company Wells Status

Drilling Activity
Group Number
In Cooperation With BLM
Lease WYW 24103
Lease Production

Approvals/Notice

Mitigation Plan

Historical Card File

Company Wells Status

Offset

Drilling Activity

Group Number

In Cooperation With BLM

Lease WYW 24103

Lease Production

Production By Lease & Year

Year 2016		Lease 24103											
Api Number	Unit and/or Lease Name	Well Number	Lease Number	Reservoir	Month	Oil Prod Bbls	Gas Sales Bbls	Prod Gas Mcf	Gas Sales Mcf	Gas Diff	Water Days Bbl/Mcf	Updated	
49-037-20304	FED	Well 1-2	WYW24103	ALMOND	January	0	0	0	0	0	0	0	02/24/2016
Section 2 : NE SW Township 20 North Range 98 West					February	0	0	0	0	0	0	0	03/29/2016
Group No. 1131					March	0	0	0	0	0	0	0	05/02/2016
					April	0	0	0	0	0	0	0	05/31/2016
					May	0	0	9	9	0.000%	0	1	07/05/2016
					June	0	0	0	0	0	0	0	08/02/2016
					July	0	0	0	0	0	0	0	No Report
					August	0	0	0	0	0	0	0	No Report
					September	0	0	0	0	0	0	0	No Report
					October	0	0	0	0	0	0	0	No Report
					November	0	0	0	0	0	0	0	No Report
					December	0	0	0	0	0	0	0	No Report
Total						0	0	9	9	0	0	0	
Lease Total For Year 2016						0	0	9	9				

Api Number
Unit and/or Lease Name
Well Number

49-037-20304
FED
Well 1-2

Yr Res	JAN	FEB	MAR	APR	MAY	JUN	JUL	AUG	SEP	OCT	NOV	DEC
1978 16 Prod Oil BBL	94	198	96	110	118	175	153	36	15	103	111	117
Prod Gas MCF	30858	36259	21378	18392	16164	34768	27419	9833	3632	21174	23194	37107
Days	25	28	18	14	14	30	29	8	2	20	21	30
Updated	08/08/2000 08/08/2000 08/08/2000 08/08/2000 08/08/2000 08/08/2000 08/08/2000 08/08/2000 08/08/2000 08/08/2000 08/08/2000 08/08/2000											
1979 16 Prod Oil BBL	129	83	81	95	98	51	85	65	45	35	35	10
Prod Gas MCF	28647	23304	28091	19991	25463	22019	22722	25295	30840	24715	24785	27647
Days	31	28	28	24	25	19	21	30	30	31	30	28
Updated	08/08/2000 08/08/2000 08/08/2000 08/08/2000 08/08/2000 08/08/2000 08/08/2000 08/08/2000 08/08/2000 08/08/2000 08/08/2000 08/08/2000											
1980 16 Prod Oil BBL	28	38	52	187	73	50	30	0	18	41	0	53
Prod Gas MCF	25494	26700	22652	21010	27232	17985	9391	7712	9016	15746	7367	8173
Days	31	29	31	30	29	28	15	7	10	20	8	9
Updated	08/08/2000 08/08/2000 08/08/2000 08/08/2000 08/08/2000 08/08/2000 08/08/2000 08/08/2000 08/08/2000 08/08/2000 08/08/2000 08/08/2000											
1981 16 Prod Oil BBL	0	15	62	52	31	12	52	60	53	98	38	47
Prod Gas MCF	0	1838	9709	10608	6614	2975	18949	18977	20460	24588	12335	9602
Days	0	3	12	10	7	3	19	21	30	27	22	14
Updated	08/08/2000 08/08/2000 08/08/2000 08/08/2000 08/08/2000 08/08/2000 08/08/2000 08/08/2000 08/08/2000 08/08/2000 08/08/2000 08/08/2000											
1982 16 Prod Oil BBL	85	35	30	0	25	0	0	8	0	0	0	50
Prod Gas MCF	24876	13288	7619	7284	0	354	4475	0	0	0	3512	8123
Days	27	17	8	10	1	2	4	0	0	0	5	7
Updated	08/08/2000 08/08/2000 08/08/2000 08/08/2000 08/08/2000 08/08/2000 08/08/2000 08/08/2000 08/08/2000 08/08/2000 08/08/2000 08/08/2000											
1983 16 Prod Oil BBL	117	0	37	0	0	0	0	8	33	78	70	127
Prod Gas MCF	16580	0	7761	3178	13425	354	5853	12702	12781	8724	31504	
Days	18	0	8	4	14	2	6	10	15	15	13	30
Updated	08/08/2000 08/08/2000 08/08/2000 08/08/2000 08/08/2000 08/08/2000 08/08/2000 08/08/2000 08/08/2000 08/08/2000 08/08/2000 08/08/2000											
1984 16 Prod Oil BBL	67	2	5	43	74	100	72	0	14	39	78	184
Prod Gas MCF	22008	6106	12864	13840	12365	24482	11926	2919	0	15613	19819	23398
Days	23	6	15	17	13	30	15	3	1	18	25	30
Updated	08/08/2000 08/08/2000 08/08/2000 08/08/2000 08/08/2000 08/08/2000 08/08/2000 08/08/2000 08/08/2000 08/08/2000 08/08/2000 08/08/2000											
1985 16 Prod Oil BBL	41	60	47	0	48	8	25	12	67	0	42	90
Prod Gas MCF	19688	14291	12523	6013	9579	6184	3764	4029	21166	1766	15592	16313
Days	28	21	20	9	14	9	5	5	28	3	26	31
Updated	08/08/2000 08/08/2000 08/08/2000 08/08/2000 08/08/2000 08/08/2000 08/08/2000 08/08/2000 08/08/2000 08/08/2000 08/08/2000 08/08/2000											

1986	16	Prod Oil BBL	20	18	0	0	3	0	78	0	82	46	38	33
		Prod Gas MCF	7838	5728	0	3962	3222	967	9465	0	22673	10472	18937	7490
		Days	12	9	0	5	4	1	12	0	29	13	26	11
		Updated	08/08/2000	08/08/2000	08/08/2000	08/08/2000	08/08/2000	08/08/2000	08/08/2000	08/08/2000	08/08/2000	08/08/2000	08/08/2000	08/08/2000
1987	16	Prod Oil BBL	30	12	3	0	17	0	0	81	0	0	60	27
		Prod Gas MCF	6308	3776	5054	0	3574	0	0	21626	176	3912	16538	16463
		Days	9	5	7	99	4	0	0	27	1	4	20	22
		Updated	08/08/2000	08/08/2000	08/08/2000	08/08/2000	08/08/2000	08/08/2000	08/08/2000	08/08/2000	08/08/2000	08/08/2000	08/08/2000	08/08/2000
1988	16	Prod Oil BBL	53	8	0	0	0	0	93	83	62	60	23	51
		Prod Gas MCF	20147	7130	0	0	0	0	21422	21309	18289	18335	13218	18025
		Days	31	12	0	0	0	0	27	31	30	31	22	31
		Updated	08/08/2000	08/08/2000	08/08/2000	08/08/2000	08/08/2000	08/08/2000	08/08/2000	08/08/2000	08/08/2000	08/08/2000	08/08/2000	08/08/2000
1989	16	Prod Oil BBL	5	47	3	33	50	43	45	32	43	50	38	27
		Prod Gas MCF	7779	9823	1000	14138	16719	14731	15483	12394	14089	14137	13472	13592
		Days	16	15	1	20	31	30	31	24	30	31	30	31
		Updated	08/08/2000	08/08/2000	08/08/2000	08/08/2000	08/08/2000	08/08/2000	08/08/2000	08/08/2000	08/08/2000	08/08/2000	08/08/2000	08/08/2000
1990	16	Prod Oil BBL	37	27	28	0	0	0	0	0	0	0	38	7
		Prod Gas MCF	12770	11640	5983	0	0	0	0	0	0	13959	12228	8693
		Days	31	28	15	0	0	0	0	0	0	30	29	19
		Updated	08/08/2000	08/08/2000	08/08/2000	08/08/2000	08/08/2000	08/08/2000	08/08/2000	08/08/2000	08/08/2000	08/08/2000	08/08/2000	08/08/2000
1991	16	Prod Oil BBL	20	7	18	19	14	8	3	0	0	0	0	0
		Sales Oil BBL	0	0	0	0	238	0	0	0	0	0	0	0
		Prod Gas MCF	11831	5456	4474	11283	10422	9602	9384	9110	8391	7973	7146	7278
		Sales Gas MCF	11397	5260	4334	10863	9988	9182	8950	8676	7971	7539	6726	6844
		Diff Gas MCF	434	196	140	420	434	420	434	434	420	434	420	434
		Diff Gas	3%	3%	3%	3%	4%	4%	4%	4%	5%	5%	5%	5%
		Days	31	14	10	30	31	30	31	31	30	31	30	31
		Updated	08/08/2000	08/08/2000	08/08/2000	08/08/2000	08/08/2000	08/08/2000	08/08/2000	08/08/2000	08/08/2000	08/08/2000	08/08/2000	08/08/2000
1992	16	Prod Oil BBL	33	23	24	3	0	25	23	18	20	16	11	5
		Sales Oil BBL	0	0	0	0	0	0	117	0	0	0	0	0
		Prod Gas MCF	8108	6496	7429	3721	0	8410	7931	7975	7168	7367	6852	6531
		Sales Gas MCF	7674	6216	6995	3483	0	8032	7497	7541	6748	6933	6446	6097
		Diff Gas MCF	434	280	434	238	0	378	434	434	420	434	406	434
		Diff Gas	5%	4%	5%	6%	0	4%	5%	5%	5%	5%	5%	6%
		Days	31	20	31	17	0	27	31	31	30	31	30	31
		Updated	08/08/2000	08/08/2000	08/08/2000	08/08/2000	08/08/2000	08/08/2000	08/08/2000	08/08/2000	08/08/2000	08/08/2000	08/08/2000	08/08/2000
1993	16	Prod Oil BBL	13	5	3	5	7	8	0	2	0	0	0	7
		Sales Oil BBL	0	0	0	0	0	0	0	0	0	0	0	0

Prod Gas MCF	6398	5948	6442	6014	6136	5204	5424	4591	5224	1854	3860	5404
Sales Gas MCF	5978	5570	6008	5594	5702	4784	4990	4185	4804	1714	3580	4970
Diff Gas MCF	420	378	434	420	434	420	434	406	420	140	280	434
Diff Gas	6%	6%	6%	6%	7%	8%	8%	8%	8%	7%	7%	8%
Days	30	27	31	30	31	30	31	29	30	10	20	31
Updated	08/08/2000 08/08/2000 08/08/2000 08/08/2000 08/08/2000 08/08/2000 08/08/2000 08/08/2000 08/08/2000 08/08/2000 08/08/2000 08/08/2000											

Prod Oil BBL	7	3	10	12	10	10	6	12	10	8	5	12
Sales Oil BBL	0	0	0	0	0	0	196	0	0	0	0	0
Prod Gas MCF	1556	2607	5326	5198	5088	4376	4598	5227	4777	4837	4107	4297
Sales Gas MCF	1430	2425	4892	4778	4554	3998	4234	4793	4357	4403	3701	3877
Diff Gas MCF	126	182	434	420	534	378	364	434	420	434	406	420
Diff Gas	8%	6%	8%	8%	10%	8%	7%	8%	8%	8%	9%	9%
Days	9	13	31	30	31	27	26	31	30	31	29	30
Updated	08/08/2000 08/08/2000 08/08/2000 08/08/2000 08/08/2000 08/08/2000 08/08/2000 08/08/2000 08/08/2000 08/08/2000 08/08/2000 08/08/2000											

Prod Oil BBL	10	3	3	10	3	4	4	8	5	4	4	3
Sales Oil BBL	0	0	0	0	0	0	0	0	0	0	0	0
Prod Gas MCF	4211	3788	4571	4596	4559	3418	4739	4544	4006	4345	4307	3968
Sales Gas MCF	3777	3410	4137	4176	4125	3054	4305	4110	3586	3911	3887	3576
Diff Gas MCF	434	378	434	420	434	364	434	434	420	434	420	392
Diff Gas	10%	9%	9%	9%	9%	10%	9%	9%	10%	9%	9%	9%
Days	31	27	31	30	31	26	31	31	30	31	30	28
Updated	08/08/2000 08/08/2000 08/08/2000 08/08/2000 08/08/2000 08/08/2000 08/08/2000 08/08/2000 08/08/2000 08/08/2000 08/08/2000 08/08/2000											

Prod Oil BBL	5	5	2	3	3	3	12	16	10	7	2	10
Sales Oil BBL	0	0	0	0	0	0	0	0	0	0	0	0
Prod Gas MCF	4259	3928	4150	3676	3588	3760	3837	3688	3315	3454	2611	3367
Sales Gas MCF	3825	3536	3716	3256	3154	3340	3417	3254	2895	3020	2191	2933
Diff Gas MCF	434	392	434	420	434	420	420	434	420	434	420	434
Diff Gas	10%	9%	10%	11%	12%	11%	10%	11%	12%	12%	16%	12%
Days	31	28	31	30	31	30	30	31	30	31	28	31
Updated	08/08/2000 08/08/2000 08/08/2000 08/08/2000 08/08/2000 08/08/2000 08/08/2000 08/08/2000 08/08/2000 08/08/2000 08/08/2000 08/08/2000											

Prod Oil BBL	0	3	0	2	3	9	4	0	2	2	15	0
Sales Oil BBL	0	0	0	0	0	0	0	0	0	0	203	0
Prod Gas MCF	2911	3359	4134	3598	3830	3874	3336	2265	3436	3449	3493	3343
Sales Gas MCF	2477	2967	3700	3220	3396	3454	2902	1887	3016	3015	3073	2909
Diff Gas MCF	434	392	434	378	434	420	434	378	420	434	420	434
Diff Gas	14%	11%	10%	10%	11%	10%	13%	16%	12%	12%	12%	12%
Days	31	28	31	27	31	30	31	27	30	31	30	31
Updated	08/08/2000 08/08/2000 08/08/2000 08/08/2000 08/08/2000 08/08/2000 08/08/2000 08/08/2000 08/08/2000 08/08/2000 08/08/2000 08/08/2000											

Prod Oil BBL	0	0	2	12	0	0	3	2	5	2	3	4
Sales Oil BBL	0	0	0	0	0	0	0	0	0	0	0	0

Prod Gas MCF	3392	2448	2129	3513	3567	745	3078	3016	3143	3307	3378	2534
Sales Gas MCF	2958	2056	1751	3093	3133	689	2644	2582	2723	2873	2958	2156
Diff Gas MCF	434	392	378	420	434	56	434	434	420	434	420	378
Diff Gas	12%	16%	17%	11%	12%	7%	14%	14%	13%	13%	12%	14%
Days	31	28	27	30	31	4	31	31	30	31	30	27
Updated	08/08/2000 08/08/2000 08/08/2000 08/08/2000 08/08/2000 08/08/2000 08/08/2000 08/08/2000 08/08/2000 08/08/2000 08/08/2000 08/08/2000											

Prod Oil BBL	2	0	3	0	5	8	5	6	1	1	2	0
Sales Oil BBL	0	0	0	0	0	0	0	0	0	0	0	0
Prod Gas MCF	3437	2795	2934	2969	3215	2970	3054	3207	2862	2664	2037	2051
Sales Gas MCF	3003	2403	2500	2549	2781	2550	2620	2773	2442	2230	1659	1617
Diff Gas MCF	434	392	434	420	434	420	434	434	420	434	378	434
Diff Gas	12%	14%	14%	14%	13%	14%	14%	13%	14%	16%	18%	21%
Days	31	28	31	30	31	30	31	31	30	31	27	31
Updated	08/08/2000 08/08/2000 08/08/2000 08/08/2000 08/08/2000 08/08/2000 08/08/2000 08/08/2000 08/08/2000 08/08/2000 08/08/2000 08/08/2000											

Prod Oil BBL	0	3	0	4	3	3	2	2	3	1	3	3
Sales Oil BBL	0	0	0	0	0	0	0	0	0	0	0	0
Prod Gas MCF	2403	2188	2420	2311	2681	2434	2595	2547	2471	3231	2632	1999
Sales Gas MCF	1969	1782	2000	1891	2247	2014	2161	2113	2065	2797	2212	1635
Diff Gas MCF	434	406	420	420	434	420	434	434	406	434	420	364
Diff Gas	18%	18%	17%	18%	16%	17%	16%	17%	16%	13%	15%	18%
Days	31	29	30	30	31	30	31	31	29	31	30	26
Updated	08/08/2000 08/08/2000 08/08/2000 08/08/2000 08/08/2000 08/08/2000 08/08/2000 10/02/2000 11/02/2000 12/04/2000 12/22/2000 02/05/2001											

Prod Oil BBL	3	5	3	0	0	0	0	0	0	0	3	0
Sales Oil BBL	0	0	0	0	0	0	0	0	0	0	0	0
Prod Gas MCF	2821	2465	2483	2604	2946	2802	2840	2482	2513	1821	1476	2559
Sales Gas MCF	2401	2087	2049	2184	2512	2382	2406	2048	2233	1387	1056	2167
Diff Gas MCF	420	378	434	420	434	420	434	434	280	434	420	392
Diff Gas	14%	15%	17%	16%	14%	14%	15%	17%	11%	23%	28%	15%
Days	30	27	31	30	31	30	31	31	20	31	30	28
Updated	02/27/2001 03/31/2001 04/30/2001 05/23/2001 06/28/2001 07/26/2001 08/30/2001 09/27/2001 10/31/2001 11/20/2001 12/19/2001 01/23/2002											

Prod Oil BBL	0	0	5	1	0	8	0	3	0	0	0	0
Sales Oil BBL	0	0	0	0	0	0	0	0	0	0	0	0
Prod Gas MCF	2491	2081	2568	1440	1988	2763	2382	1970	1019	377	0	0
Sales Gas MCF	2099	1745	2134	1244	1554	2343	1948	1536	627	237	0	0
Diff Gas MCF	392	336	434	196	434	420	434	434	392	140	0	0
Diff Gas	15%	16%	16%	13%	21%	15%	18%	22%	38%	37%	0	0
Days	28	24	31	14	31	30	31	31	28	10	0	0
Updated	02/25/2002 03/21/2002 04/25/2002 05/24/2002 06/25/2002 07/24/2002 08/26/2002 09/24/2002 10/25/2002 11/22/2002 12/19/2002 01/24/2003											

Prod Oil BBL	1	0	1	0	3	0	0	0	0	2	0	0
Sales Oil BBL	0	0	0	0	0	0	0	0	0	0	0	0

Prod Gas MCF	1010	2109	2627	2282	2198	2254	2354	2164	2239	2340	1398	1594
Sales Gas MCF	870	1731	2193	1862	1778	1834	1920	1744	1819	1906	1006	1188
Diff Gas MCF	140	378	434	420	420	420	434	420	420	434	392	406
Diff Gas	13%	17%	16%	18%	19%	18%	18%	19%	18%	18%	28%	25%
Days	10	27	31	30	30	30	31	30	30	31	28	29
Updated	02/25/2003 03/25/2003 04/25/2003 05/27/2003 06/25/2003 07/29/2003 08/27/2003 09/24/2003 10/28/2003 12/01/2003 12/22/2003 02/02/2004											

Prod Oil BBL	0	12	0	0	0	0	0	0	0	0	0	0
Sales Oil BBL	0	0	0	0	0	0	0	0	0	0	0	0
Prod Gas MCF	1969	1855	1527	1321	1583	1718	1738	1651	1573	1320	1332	1679
Sales Gas MCF	1256	1188	814	631	870	1028	1025	938	883	607	642	966
Diff Gas MCF	713	667	713	690	713	690	713	713	690	713	690	713
Diff Gas	36%	35%	46%	52%	45%	40%	41%	43%	43%	54%	51%	42%
Days	31	28	27	28	31	28	30	31	30	31	29	31
Updated	03/03/2004 04/02/2004 04/29/2004 06/18/2004 07/01/2004 07/29/2004 09/08/2004 09/29/2004 11/08/2004 12/09/2004 01/10/2005 01/31/2005											

Prod Oil BBL	0	0	0	0	0	0	0	0	0	0	0	0
Sales Oil BBL	0	0	0	0	0	0	0	0	0	0	0	0
Prod Gas MCF	1427	1639	1398	1371	1003	2560	1741	2365	2227	2718	2243	1850
Sales Gas MCF	785	995	685	727	290	1870	1028	1652	1537	2005	1553	1137
Diff Gas MCF	642	644	713	644	713	690	713	713	690	713	690	713
Diff Gas	44%	39%	51%	46%	71%	26%	40%	30%	30%	26%	30%	38%
Days	31	28	31	26	31	30	28	31	30	31	30	31
Updated	03/03/2005 04/04/2005 05/04/2005 06/06/2005 07/08/2005 08/23/2005 09/19/2005 10/07/2005 11/01/2005 12/01/2005 12/29/2005 02/02/2006											

Prod Oil BBL	0	0	0	5	2	3	4	6	2	0	1	0
Sales Oil BBL	0	0	0	0	0	0	0	0	0	0	118	0
Prod Gas MCF	2102	1999	2119	1248	1946	1875	1437	1306	1188	1321	2043	2325
Sales Gas MCF	1389	1355	1406	897	1371	1185	724	593	609	760	1399	1612
Diff Gas MCF	713	644	713	351	575	690	713	713	579	561	644	713
Diff Gas	33%	32%	33%	28%	29%	36%	49%	54%	48%	42%	31%	30%
Days	31	28	31	16	24	30	31	30	30	26	30	31
Updated	03/03/2006 04/04/2006 05/01/2006 05/31/2006 06/29/2006 08/11/2006 09/05/2006 09/28/2006 11/09/2006 11/28/2006 01/10/2007 02/09/2007											

Prod Oil BBL	0	0	0	0	0	0	0	0	0	0	0	0
Sales Oil BBL	0	0	0	0	0	0	0	0	0	0	0	0
Prod Gas MCF	2154	1609	1494	1161	1342	1674	1563	1509	1269	1636	1454	1521
Sales Gas MCF	1441	988	1310	1161	1342	1674	1563	1509	1269	1636	1454	1521
Diff Gas MCF	713	621	184	0	0	0	0	0	0	0	0	0
Diff Gas	33%	38%	12%	0%	0%	0%	0%	0%	0%	0%	0%	0%
Days	31	27	31	30	31	30	31	31	29	31	30	31
Updated	03/20/2007 04/11/2007 05/07/2007 06/06/2007 07/09/2007 08/08/2007 09/11/2007 10/04/2007 11/07/2007 12/07/2007 01/03/2008 02/06/2008											

Prod Oil BBL	0	0	0	0	0	0	0	0	0	0	8	11	0
Sales Oil BBL	0	0	0	0	0	0	0	0	0	0	8	11	0

Prod Gas MCF	0	0	0	0	0	0	0	0	0	0	0	0	0	0	0	0	0	0	0	0	0	0	0	0
Sales Gas MCF	1142	1249	793	624	342	734	661	1515	1313	1725	1671	1657	0	0	0	0	0	0	0	0	0	0	0	0
Diff Gas MCF	0	0	0	0	0	0	0	0	0	0	0	0	0	0	0	0	0	0	0	0	0	0	0	0
Diff Gas	0%	0%	0%	0%	0%	0%	0%	0%	0%	0%	0%	0%	0%	0%	0%	0%	0%	0%	0%	0%	0%	0%	0%	0%
Days	31	29	31	30	27	24	27	30	26	31	30	31	30	31	30	31	30	31	30	31	30	31	30	31
Updated	03/04/2008 04/17/2008 05/01/2008 06/04/2008 07/07/2008 08/20/2008 09/08/2008 10/06/2008 11/06/2008 12/09/2008 01/02/2009 02/04/2009																							

Prod Oil BBL	5	0	17	6	0	0	0	0	0	0	0	0	0	0	0	0	0	0	0	0	0	0	0	0
Sales Oil BBL	0	0	0	0	0	0	0	0	0	0	0	0	0	0	0	0	0	0	0	0	0	0	0	0
Prod Gas MCF	1631	1545	1744	1621	1513	1405	1418	1550	1493	1493	1708	1827	0	0	0	0	0	0	0	0	0	0	0	0
Sales Gas MCF	1631	1545	1744	1621	1513	1405	1418	1550	1493	1493	1708	1827	0	0	0	0	0	0	0	0	0	0	0	0
Diff Gas MCF	0	0	0	0	0	0	0	0	0	0	0	0	0	0	0	0	0	0	0	0	0	0	0	0
Diff Gas	0%	0%	0%	0%	0%	0%	0%	0%	0%	0%	0%	0%	0%	0%	0%	0%	0%	0%	0%	0%	0%	0%	0%	0%
Days	31	28	31	30	31	30	31	31	30	31	31	30	31	30	31	31	30	31	30	31	30	31	30	31
Updated	03/04/2009 03/27/2009 05/06/2009 06/09/2009 07/13/2009 07/31/2009 09/02/2009 10/01/2009 11/03/2009 12/08/2009 01/07/2010 02/03/2010																							

Prod Oil BBL	2	3	0	35	0	0	12	3	0	0	0	0	0	0	0	0	0	0	0	0	0	0	0	0
Sales Oil BBL	0	0	0	0	0	0	0	0	0	0	0	0	0	0	0	0	0	0	0	0	0	0	0	0
Prod Gas MCF	1805	1579	1497	1410	1313	1068	1127	1503	1530	1554	1736	1772	0	0	0	0	0	0	0	0	0	0	0	0
Sales Gas MCF	1507	1310	1199	1256	1313	1068	1127	1503	1530	1506	1506	1474	0	0	0	0	0	0	0	0	0	0	0	0
Diff Gas MCF	298	269	298	154	0	0	0	0	0	48	288	298	0	0	0	0	0	0	0	0	0	0	0	0
Diff Gas	16%	17%	19%	10%	0%	0%	0%	0%	0%	3%	16%	16%	0%	0%	0%	0%	0%	0%	0%	0%	0%	0%	0%	0%
Days	31	28	31	30	31	30	31	31	30	31	31	30	31	30	31	31	30	31	30	31	30	31	30	31
Updated	03/04/2010 03/30/2010 05/03/2010 06/03/2010 07/08/2010 07/26/2010 09/13/2010 10/05/2010 11/03/2010 03/30/2011 03/30/2011																							

Prod Oil BBL	0	0	0	0	0	0	22	0	0	0	0	0	0	0	0	0	0	0	0	0	0	0	0	0
Sales Oil BBL	0	0	0	0	0	0	0	0	0	0	0	0	0	0	0	0	0	0	0	0	0	0	0	0
Prod Gas MCF	1738	1563	1708	1690	1668	1383	1436	1445	1397	1653	1668	1639	0	0	0	0	0	0	0	0	0	0	0	0
Sales Gas MCF	1440	1294	1410	1402	1447	1383	1436	1445	1397	1432	1380	1341	0	0	0	0	0	0	0	0	0	0	0	0
Diff Gas MCF	298	269	298	288	221	0	0	0	0	221	288	298	0	0	0	0	0	0	0	0	0	0	0	0
Diff Gas	17%	17%	17%	17%	13%	0%	0%	0%	0%	13%	17%	18%	0%	0%	0%	0%	0%	0%	0%	0%	0%	0%	0%	0%
Days	31	28	31	30	31	30	31	31	30	31	31	30	31	30	31	31	30	31	30	31	30	31	30	31
Updated	03/15/2011 04/11/2011 05/12/2011 06/09/2011 07/08/2011 08/18/2011 09/13/2011 10/11/2011 11/14/2011 12/20/2011 01/13/2012 02/27/2012																							

Prod Oil BBL	0	0	0	0	0	0	0	0	0	0	0	0	0	0	0	0	0	0	0	0	0	0	0	0
Sales Oil BBL	0	0	0	0	0	0	0	0	0	0	0	0	0	0	0	0	0	0	0	0	0	0	0	0
Prod Gas MCF	1567	1417	1522	1496	1303	1176	1369	1279	959	1263	1562	1636	0	0	0	0	0	0	0	0	0	0	0	0
Sales Gas MCF	1269	1139	1224	1323	1303	1176	1369	1279	959	1186	1274	1338	0	0	0	0	0	0	0	0	0	0	0	0
Diff Gas MCF	298	278	298	173	0	0	0	0	0	77	288	298	0	0	0	0	0	0	0	0	0	0	0	0
Diff Gas	19%	19%	19%	11%	0%	0%	0%	0%	0%	6%	18%	18%	0%	0%	0%	0%	0%	0%	0%	0%	0%	0%	0%	0%
Days	31	29	31	30	31	30	31	31	30	31	31	30	31	30	31	31	30	31	30	31	30	31	30	31
Updated	03/12/2012 04/04/2012 05/07/2012 06/08/2012 07/11/2012 07/31/2012 09/07/2012 10/04/2012 11/06/2012 12/11/2012 01/14/2013 02/14/2013																							

Prod Oil BBL	0	0	0	0	0	0	0	0	0	0	0	0	0	0	0	0	0	0	0	0	0	0	0	0
--------------	---	---	---	---	---	---	---	---	---	---	---	---	---	---	---	---	---	---	---	---	---	---	---	---

Sales Oil BBL	0	0	0	0	0	0	0	0	0	0	0	0	0	0	0	0	0	0	0
Prod Gas MCF	1615	1421	1618	1130	420	1415	1265	1312	944	1335	1590	1420	0	0	0	0	0	0	0
Sales Gas MCF	1317	1152	1320	1130	420	1415	1265	1312	944	1191	1302	1122	0	0	0	0	0	0	0
Diff Gas MCF	298	269	298	0	0	0	0	0	0	144	288	298	0	0	0	0	0	0	0
Diff Gas	18%	18%	18%	0%	0%	0%	0%	0%	0%	10%	18%	20%	0	0	0	0	0	0	0
Days	31	28	31	30	22	30	31	31	31	31	30	31	30	31	30	31	31	31	31
Updated	03/08/2013 04/03/2013 05/03/2013 06/05/2013 07/03/2013 07/31/2013 09/06/2013 10/02/2013 11/05/2013 12/03/2013 01/08/2014 02/04/2014																		

2014 16 Prod Oil BBL	0	0	0	0	0	0	0	0	0	0	0	0	0	0	0	0	0	0	0
Sales Oil BBL	0	0	0	0	0	0	0	0	0	0	0	0	0	0	0	0	0	0	0
Prod Gas MCF	1252	1241	1522	1310	1192	1253	1300	1137	0	1168	835	1132	0	0	0	0	0	0	0
Sales Gas MCF	954	972	1224	1224	1192	1253	1300	1137	0	1168	835	1132	0	0	0	0	0	0	0
Diff Gas MCF	298	269	298	86	0	0	0	0	0	0	0	0	0	0	0	0	0	0	0
Diff Gas	23%	21%	19%	6%	0%	0%	0%	0%	0%	0%	0%	0%	0%	0%	0%	0%	0%	0%	0%
Days	28	28	31	30	31	30	31	31	31	31	30	31	31	30	31	30	31	31	31
Updated	03/05/2014 04/03/2014 05/09/2014 06/09/2014 07/03/2014 08/06/2014 08/29/2014 10/03/2014 11/03/2014 12/03/2014 01/07/2015 02/02/2015																		

2015 16 Prod Oil BBL	0	0	0	0	0	0	0	0	0	0	0	0	0	0	0	0	0	0	0
Sales Oil BBL	0	0	0	0	0	0	0	0	0	0	0	0	0	0	0	0	0	0	0
Prod Gas MCF	1168	933	1036	345	13	0	5	0	0	0	0	0	0	0	0	0	0	0	0
Sales Gas MCF	1168	933	1036	345	13	0	5	0	0	0	0	0	0	0	0	0	0	0	0
Diff Gas MCF	0	0	0	0	0	0	0	0	0	0	0	0	0	0	0	0	0	0	0
Diff Gas	0%	0%	0%	0%	0%	0%	0%	0%	0%	0%	0%	0%	0%	0%	0%	0%	0%	0%	0%
Days	31	28	31	27	6	0	2	0	0	0	0	0	0	0	0	0	0	0	0
Updated	03/06/2015 04/16/2015 05/04/2015 06/03/2015 06/30/2015 08/03/2015 08/27/2015 09/30/2015 11/02/2015 12/01/2015 01/04/2016 01/28/2016																		

2016 16 Prod Oil BBL	0	0	0	0	0	0	0	0	0	0	0	0	0	0	0	0	0	0	0
Sales Oil BBL	0	0	0	0	0	0	0	0	0	0	0	0	0	0	0	0	0	0	0
Prod Gas MCF	0	0	0	0	9	0	0	0	0	0	0	0	0	0	0	0	0	0	0
Sales Gas MCF	0	0	0	0	9	0	0	0	0	0	0	0	0	0	0	0	0	0	0
Diff Gas MCF	0	0	0	0	0	0	0	0	0	0	0	0	0	0	0	0	0	0	0
Diff Gas	0	0	0	0	0%	0	0	0	0	0	0	0	0	0	0	0	0	0	0
Days	0	0	0	0	1	0	0	0	0	0	0	0	0	0	0	0	0	0	0
Updated	02/24/2016 03/29/2016 05/02/2016 05/31/2016 07/05/2016 08/02/2016																		

Form 7
Revised
Feb. 1996

STATE OF WYOMING
OIL AND GAS CONSERVATION COMMISSION
Office of State Oil and Gas Supervisor
P. O. Box 2640
Casper Wyoming 82602
NOTICE OF CHANGE OF OWNER

RECEIVED

(Submit in Duplicate)

JAN 23 2004

WYOMING OIL & GAS
CONSERVATION COMMISSION

The undersigned owner of the oil and/ or gas well/ lease described below has assigned or transferred his interest in this well/ lease.

API NUMBER 049-037-20304 COUNTY: Sweetwater

WELL NAME AND NUMBE 1-2 Federal

QTR/QTR, SEC., TWP., RGE. NE/4SW/4, Section 2, T20N, R98W

STATE LEASE NUMBER: _____

FEDERAL LEASE NUMBER: WYW-24103

SELLER'S/ OWNER'S/ LESSEE'S NAME: Luff Exploration Company

BUYER'S/ ASSIGNEE'S/ TRANSFEREE'S NAME: Samson Resources Company

ADDRESS: Two West Second Street, Tulsa, OK 74103-3103

DATE OF ASSIGNMENT OR TRANSFER: January 1, 2004

INTEREST ASSIGNED OR TRANSFERRED 100%
(All, or if part, give the percentage)

BOND FILED WITH: State Land and Investments Office: _____
Oil and Gas Conservation Commission: _____
Bureau of Land Management: X

AMOUNT OF ASSIGNEE'S SURETY BOND: \$: _____

BOND NUMBER: _____

NAME OF SURETY: Aetna Casualty & Surety Co

Buyer's/ Assignee's/ Transferee's Signature: Becky Bauer VP
Seller/ Assignor's/ Transferor's Signature: Alex Nash, Jr.

Print Name and Title: BECKY BAUER Sr. Prod Tech
Alex Nash, Jr., V.P. - Operations
Print Name and Title:

Company & Address: Samson Resources Company
Company & Address: Luff Exploration Company

Two West Second Street
1580 Lincoln Street, Suite 850

Tulsa, Oklahoma 74103-3103
Denver, Colorado 80203